

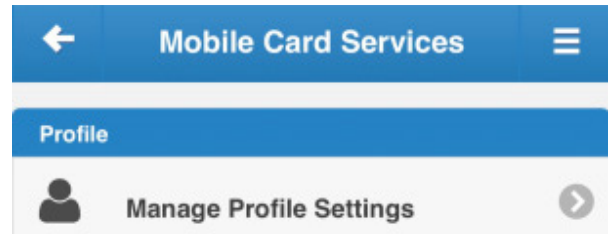


How to Register for Push Notifications Before Setting Up Your Card Controls & Alerts

(A Push Notification is a message that pops up on a mobile device)


Step 1:

- Go to “Manage Profile”



Step 2:

- Click “Add Destination”

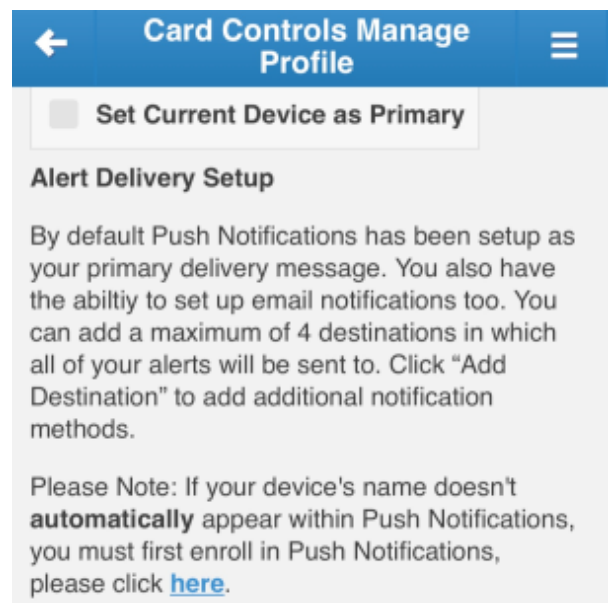


Step 3:

- Locate Device (if there is no device, click “close”)

Step 4:

- Click the “here” hyper-link under the Alert Delivery Setup



Step 5:

- Click “Register”

Step 6:

- Click “OK”

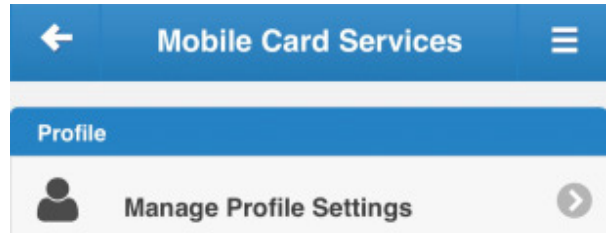
Step 7:

- Click on “Card Controls & Alerts”




Step 8:

- Click on “Profile Settings”




Step 9:

- Click “Add Destination”



Step 10:

- Find Device & Click “Add”



Step 11:

- Click “Submit”

Step 12:

- Device should appear below.
In this example the customer is being notified via email and push notification.

